

Tiny House On Wheels



GLOBAL ACQUIRE

📍 PO BOX 259 Salisbury SA5108 📞 0418 927 396

✉️ michael@GlobalAcquire.com.au

LICENCE REG NO.BLD292790

GLOBAL ACQUIRE



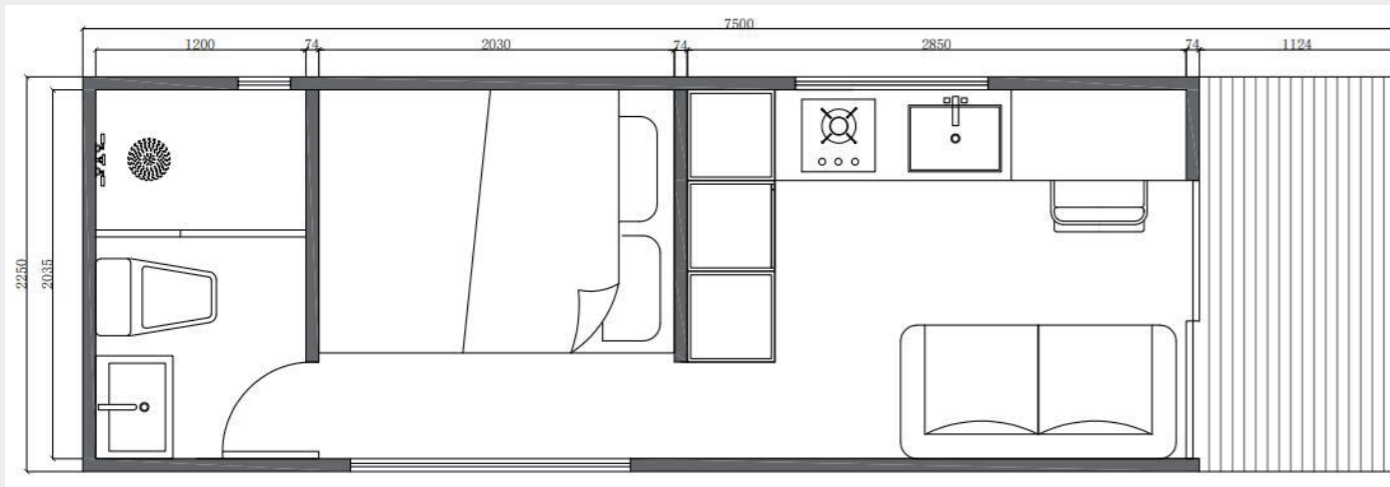
COMFORT



CONVENIENT



LUXURIOUS



Floor Plan

Cabin on the trailer outer size:
8800mm L x 2300mm W x 3030mm H

Cabin outer size:
7500mm L x 2300mm W x 2150mm H

Cabin inner size:
6250mm L x 2050mm W x 2000mm H




Heavy Duty Steel Frame




9mm Plywood



XPS Insulation Panel



Insulated Exterior Wall Panel



18mm Cement Fiber Board



Electricity and Plumbing



Interior Wall Decoration



Double Glazing Window

Internal Features Include



Electrical

- Power-points in each room
- LED lighting in each room
- Solar light on veranda



Kitchen Area

- Kitchen cabinet
- Single kitchen sink with tap
- Fridge
- Microwave oven
- Dining table



Bathroom

- Complete shower
- Vanity and tap
- Toilet
- Mirror



Trailer Structure

- 60x120x5mm RHS beam
- 50x100x3mm RHS cross member
- 60x120x5mm RHS tow bar
- Tandem axles
- Tire 235/80R16 x 4pcs each max load: 1600kg

Internal Features

- 18mm cement fiber board + 5mm SPC flooring
- 9mm plywood + 4mm SPC wall decoration
- Modern style vanity set with mirror
- Shower enclosure with tempered glass
- Customized modern kitchen cabinet with sink and tap

Cabin Structure

- Heavy duty full welded steel frame
- Roof insulation: 50mm EPS + 50mm XPS
- Wall insulation: 16mm PU + 50mm XPS
- Floor insulation: 50mm XPS
- Double tempered glazing windows and sliding door

